




Personalized exercise prescription in the prevention and treatment of arterial hypertension: a Consensus Document from the European Association of Preventive Cardiology (EAPC) and the ESC Council on Hypertension

Henner Hansen ^{1*}, Henry Boardman², Arne Deiseroth ¹, Trine Moholdt³, Maria Simonenko ⁴, Nicolle Kränkel ^{5,6}, Josef Niebauer^{7,8}, Monica Tiberi⁹, Ana Abreu^{10,11}, Erik Ekker Solberg¹², Linda Pescatello¹³, Jana Brguljan¹⁴, Antonio Coca ¹⁵, and Paul Leeson ²

¹Department of Sport, Exercise and Health, Preventive Sports Medicine and Systems Physiology, Medical Faculty, University of Basel, Switzerland; ²Oxford Cardiovascular Clinical Research Facility, Division of Cardiovascular Medicine, Radcliffe Department of Medicine, University of Oxford, UK; ³Department of Circulation and Medical Imaging, Norwegian University of Science and Technology, Trondheim, Norway and Women's Clinic, St. Olavs Hospital, Trondheim, Norway; ⁴Heart Transplantation Outpatient Department, Cardiopulmonary Exercise Test Research Department, Almazov National Medical Research Centre, St. Petersburg, Russia; ⁵Charité, University Medicine Berlin, Department of Cardiology, Campus Benjamin-Franklin (CBF), Berlin, Germany; ⁶DZHK (German Centre for Cardiovascular Research), Partner site Berlin, Germany; ⁷Institute of Sports Medicine, Prevention and Rehabilitation, Paracelsus Medical University Salzburg, Austria; ⁸Ludwig Boltzmann Institute for Digital Health and Prevention, Salzburg, Austria; ⁹Department of Public Health, Azienda Sanitaria Unica Regionale Marche AV 1 Pesaro, Italy; ¹⁰Cardiology Department, Hospital Universitário de Santa Maria/Centro Hospitalar Universitário Lisboa Norte, Portugal; ¹¹Exercise and Cardiovascular Rehabilitation Laboratory, Centro Cardiovascular da Universidade de Lisboa, Portugal; ¹²Medical Department, Diakonhjemmet Hospital, Oslo, Norway; ¹³Department of Kinesiology, College of Agriculture, Health and Natural Resources, University of Connecticut, USA; ¹⁴Univerzitetni Medical Centre Ljubljana, Medical Faculty Ljubljana, Ljubljana, Slovenia; and ¹⁵Hypertension and Vascular Risk Unit, Hospital Clínic, University of Barcelona, Spain

Received 13 September 2020; revised 9 November 2020; editorial decision 23 November 2020; accepted 30 November 2020

Treatment of hypertension and its complications remains a major ongoing health care challenge. Around 25% of heart attacks in Europe are already attributed to hypertension and by 2025 up to 60% of the population will have hypertension. Physical inactivity has contributed to the rising prevalence of hypertension, but patients who exercise or engage in physical activity reduce their risk of stroke, myocardial infarction, and cardiovascular mortality. Hence, current international guidelines on cardiovascular disease prevention provide generic advice to increase aerobic activity, but physiological responses differ with blood pressure (BP) level, and greater reductions in BP across a population may be achievable with more personalized advice. We performed a systematic review of meta-analyses to determine whether there was sufficient evidence for a scientific Consensus Document reporting how exercise prescription could be personalized for BP control. The document discusses the findings of 34 meta-analyses on BP-lowering effects of aerobic endurance training, dynamic resistance training as well as isometric resistance training in patients with hypertension, high-normal, and individuals with normal BP. As a main finding, there was sufficient evidence from the meta-review, based on the estimated range of exercise-induced BP reduction, the number of randomized controlled trials, and the quality score, to propose that type of exercise can be prescribed according to initial BP level, although considerable research gaps remain. Therefore, this evidence-based Consensus Document proposes further work to encourage and develop more frequent use of personalized exercise prescription to optimize lifestyle interventions for the prevention and treatment of hypertension.

Keywords

Physical activity • Endurance training • Resistance training • Exercise prescription • Blood pressure

* Corresponding author. Tel: +41 61 207 47 46, Email: henner.hanssen@unibas.ch

Published on behalf of the European Society of Cardiology. All rights reserved. © The Author(s) 2020. For permissions, please email: journals.permissions@oup.com.

Table of Contents

Abstract	1
Introduction	2
Role of exercise in hypertension	2
Guideline advice for exercise and hypertension management	2
Aims and objectives	3
Exercise and blood pressure: a systematic review	3
Methods	3
Aerobic exercise	4
Resistance exercise	5
Combined aerobic and resistance exercise	5
Personalized exercise prescription by blood pressure level	6
Choice of exercise priority by level of blood pressure	6
Limitations and research gaps	7
Conclusions	7
References	9

Introduction

Role of exercise in hypertension

The prevalence of hypertension across Europe is estimated to be 30–45%, with increasing blood pressure (BP) levels at a higher age.¹ Hypertension is a major risk factor for cardiovascular (CV) disease such as coronary heart disease, myocardial infarction, and stroke. About 25% of heart attacks in the European region have directly been attributed to hypertension in recent years and hypertension-induced CV disease is thought to be responsible for about 40% of all annual deaths in Europe.² Appropriate management of hypertension to prevent disease is critical and, by 2025, the number of people with hypertension is predicted to increase to 60%,³ making treatment of hypertension and its complications a major socio-economic and healthcare challenge.

A factor for the rise in the prevalence of hypertension has been population changes in physical activity (PA). The Atherosclerosis Risk in Communities (ARIC) study demonstrated an inverse association between leisure-time PA and risk of hypertension in white men.⁴ In 2017, a meta-analysis of 29 studies including more than 330 000 persons, assessed the quantitative dose-response association of PA and hypertension.⁵ It showed that each reduction of leisure-time PA by 10 metabolic equivalent hours/week increased the risk of hypertension by 6%. In recent large-scale screenings from occupational health services in Sweden, an increase of cardiorespiratory fitness by $\geq 3\%$ was associated with a 11% lower risk for incidence hypertension.⁶ Physical activity also determines the progression of hypertension to end-stage consequences including myocardial infarction and stroke. The National Health and Nutrition Examination Survey (NHANES) I epidemiological follow-up study,⁷ demonstrated that exercise was independently associated with decreased CV events in patients with hypertension in an exercise volume-dependent manner. In the prospective Life study, regular PA of at least 30 min twice per week in patients with hypertension and left ventricular hypertrophy was associated with reductions in CV death, stroke, and myocardial infarction.⁸ In a previous systematic review, including a total of more than 96 000 individuals with elevated BP, patients with hypertension

engaged in PA had a reduced risk of CV mortality (16–67%), whereas sedentary patients had a twofold increased CV mortality risk.⁹

Guideline advice for exercise and hypertension management

The association between PA and BP has been recognized in the 2016 European Guidelines on cardiovascular disease prevention in clinical practice¹⁰ and its recent update,¹¹ as well as statements from the American Heart Association (AHA),¹² American College of Sports Medicine (ACSM),¹³ and updated recommendations from an American expert panel.¹⁴ The European 2016 guidelines recommend lifestyle interventions, including regular PA, for individuals receiving treatment for hypertension as well as those with high-normal BP (SBP: 130–139 mmHg and/or DBP: 85–89 mmHg) or Grade 1 hypertension (SBP: 140–159 mmHg and/or DBP: 90–99 mmHg), for whom it might be sufficient to reduce CV risk without the addition of anti-hypertensive medication.¹⁰ Patients with hypertension are advised to engage in at least 30 min of moderate-intensity aerobic exercise such as walking, jogging, cycling, or swimming on 5–7 days/week for at least 150 min a week.^{15,16} In addition, dynamic resistance exercises but not isometric exercises are recommended 2–3 days per week. Most recently, the 2020 ESC Guidelines on sports cardiology and exercise in patients with cardiovascular disease have included similar recommendations for aerobic and resistance exercise in patients with hypertension. In these guidelines, the potential of isometric resistance exercise has been mentioned for the first time.¹⁷

In a recent network meta-analysis, first-line anti-hypertensive medication was not found to be significantly more effective in reducing BP of patients with hypertension than exercise interventions.¹⁸ Initiation of lifestyle and/or anti-hypertensive drug treatment depends on the grade of hypertension and the number of risk factors.^{1,10} For Grade I hypertension, it is recommended that lifestyle changes are initiated as a first step. Anti-hypertensive medications should be added if target BP of <140/90 mmHg is not reached after several months (no other risk factor) or several weeks (≥ 1 additional risk factor). In the presence of organ damage, chronic kidney disease, or diabetes, patients with Grade I hypertension need to combine lifestyle changes with anti-hypertensive medications from the initial diagnosis. Further escalation of the grade of hypertension as well as the presence of risk factors (≥ 3 risk factors), as can be assessed by risk scores such as the Systematic Coronary Risk Evaluation (SCORE), always imply an immediate start with BP drugs in combination with lifestyle changes.¹⁹

Current recommendations have been re-evaluated based on findings of more recent studies. In particular, there have been significant changes in how BP is diagnosed and managed. The Systolic Blood Pressure Intervention Trial (SPRINT), which showed reduced all-cause and CV mortality with lower SBP targets,²⁰ resulted in significant changes in the 2017 American College of Cardiology ACC/AHA hypertension guidelines,²¹ which reduced hypertension diagnostic thresholds and treatment targets to <130/80 for all patients. Two recent meta-analyses have supported lower thresholds,^{22,23} but the American Academy of Family Physicians (AAFP) recommended approaching hypertension treatment on an individualized basis, taking into account patients' histories, risk factors, preferences, and

resources (<https://www.aafp.org/news/health-of-the-public/20171212-notendorseaha-accdlne.html>).

The current European view recommends a BP target <130/80 mmHg in most patients, including those with type-2 diabetes, provided that treatment is well tolerated.²⁴ In older individuals, guidelines recommend treating physically active elderly patients aged >80 years with SBP \geq 160 mmHg, and drug treatment can be considered in individuals aged <80 years with SBP >140 mmHg if well tolerated.^{1,25} In frail elderly individuals, the guidelines recommend that decision on treatment initiation be left to the treating physician.¹ The relevant emphasis put on PA and exercise in achieving these lower thresholds in different age groups is unclear. The 2017 ACC/AHA hypertension guidelines emphasize diagnosis of hypertension and lower thresholds should result in a greater focus on lifestyle interventions. Data from two meta-analyses^{26,27} and a randomized clinical trial²⁸ have shown significant treatment-induced reductions in CV events and mortality, even in patients with Grade 1 hypertension and low-intermediate risk. For this reason, the 2018 European Guidelines for the management of arterial hypertension recommend starting anti-hypertensive drug treatment, in addition to lifestyle changes, in all patients with BP values >140/90 mmHg.²⁹ As an exception, drug treatment in low-to-moderate risk patients without CV disease is only recommended in case target BP cannot be reached after 3–6 months of lifestyle intervention.²⁹

Aims and objectives

Hypertension is increasing globally with an expected rise in the associated CV and cerebrovascular sequelae. Sustainable strategies to manage BP are important and habitual PA as well as structured exercise are key parts of prevention and treatment strategies. Typically, guideline advice for PA implementation in BP management has been relatively limited to advice on amounts of aerobic exercise per week. However, changing international definitions and thresholds for hypertension have resulted in an increased awareness of BP and associated CV risk in individuals across a broader range of age groups and disease severities. Therefore, we performed an updated systematic review of meta-analyses (meta-review) to identify whether there is an evidence base for personalization of exercise prescription across the range of BPs and hypertension severity thresholds within the population. This meta-review has been used to develop a scientific Consensus Document to inform how individualized exercise prescription could be incorporated into recommendations for individuals at risk of developing high BP and in patients with hypertension. Furthermore, we made use of the systematic review to identify areas of weakness in the evidence base that require further investigation.

Exercise and blood pressure: a systematic review

Methods

Search strategy

The systematic review is an updated version of the search performed by Johnson *et al.* in 2013.³⁰ Meta-analyses from 2000 until 2013 were retrieved from Johnson *et al.*³⁰ Multiple databases were searched from June 2013 until June 2019 (PubMed (<https://www.ncbi.nlm.nih.gov/pubmed>), Scopus (<https://www.scopus.com>), Web of Science (<http://apps.webofknowledge.com>), and Cochrane Library (<https://onlinelibrary.wiley.com>). The search strategy for the PubMed search is shown in the [Supplementary material online, Text S1](#)). The search string was adapted for each database. After removal of duplicates, HH and AD searched titles, abstracts, and full texts for eligible meta-analyses as depicted in the flow chart ([Figure 1](#)). Disagreements were resolved through discussion and mutual agreement. We included meta-analyses with randomized controlled trials on regular aerobic training (AT), dynamic resistance training (DRT), and isometric resistance training (IRT) as well as combined exercise interventions with a duration \geq 4 weeks in individuals with normal BP, high-normal BP, and hypertension.

Since the implementation of standards for the conduction of systematic reviews and meta-analysis (PRISMA³¹) significant quality progression has become evident.³⁰ We therefore included a more recent meta-analysis performed from the year 2000 or after. Further inclusion criteria were: Systematic reviews and meta-analyses on exercise-based randomized controlled intervention trials; exercise qualified as either endurance (AT), resistance (DRT and IRT), or combined exercise regimes; adults (older than 18 years) with and without CV factors; BP changes as primary or secondary outcome.

Inclusion criteria

Exclusion criteria were analysis of cohorts with a focus on specific diseases (for example type 2 diabetes or chronic kidney disease); inclusion of only children or adolescents; analysis of interventions with little or unclear CV effects; forms of neuromotor exercise including Tai-Chi or Yoga interventions; interventions on acute effects of exercise; non-randomized controlled trials; morbidity or mortality reduction as primary endpoint.

Exclusion criteria

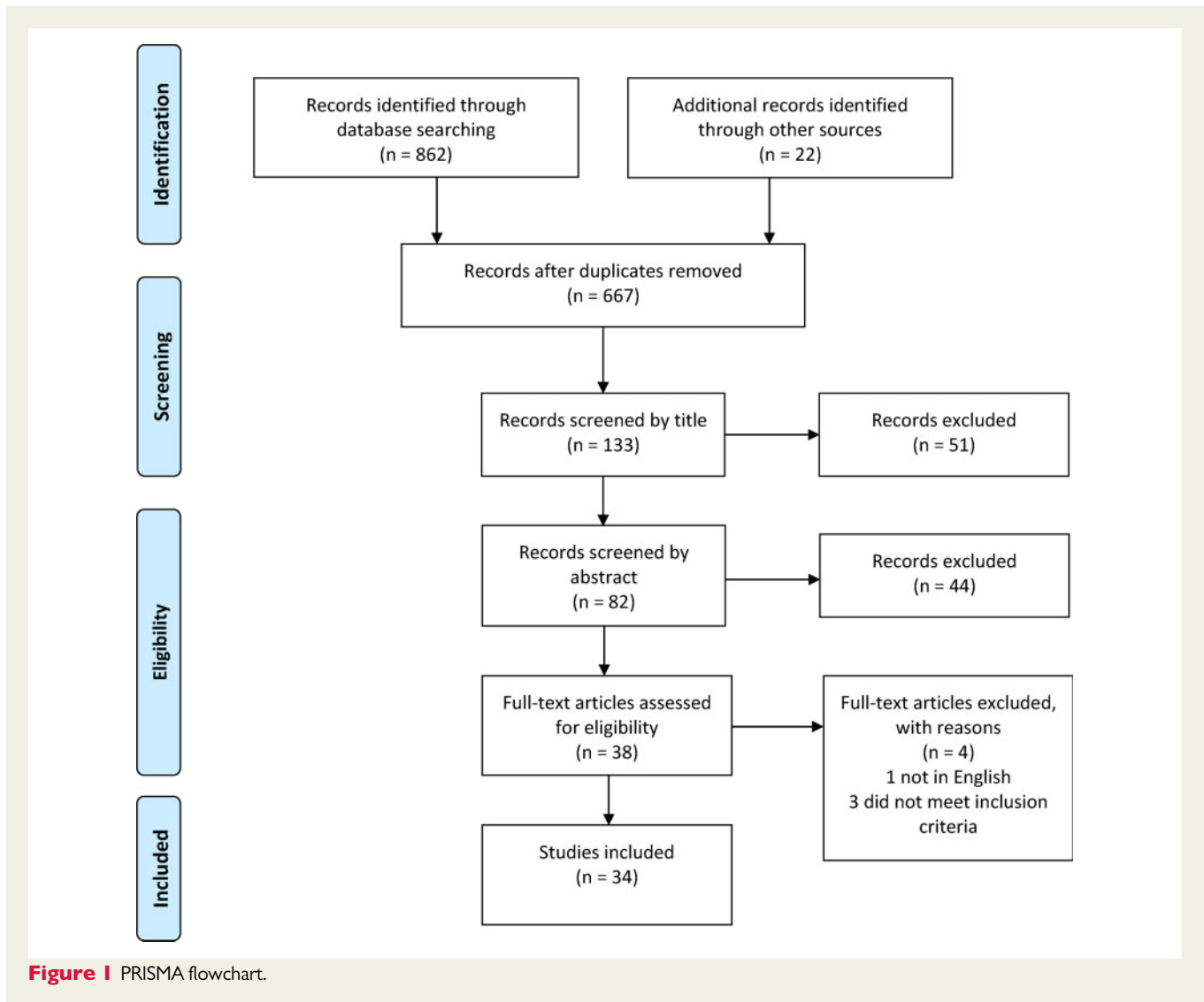
Exclusion criteria were analysis of cohorts with a focus on specific diseases (for example type 2 diabetes or chronic kidney disease); inclusion of only children or adolescents; analysis of interventions with little or unclear CV effects; forms of neuromotor exercise including Tai-Chi or Yoga interventions; interventions on acute effects of exercise; non-randomized controlled trials; morbidity or mortality reduction as primary endpoint.

Study quality

The Assessment of Multiple Systematic Reviews (AMSTAR) is a standard quality assessment tool for systematic reviews and meta-analyses.^{32,33} We used an augmented version of the AMSTAR tool that was adopted to focus on the effect of exercise on BP (AMSTAREXBP).³⁰ An overview of the study quality of the included meta-analyses is shown in the [Supplementary material online, Tables S2 and S3](#). AMSTAREXBP refers to the number of items fully satisfied and the number of items applicable for the respective study. Meta-analyses already coded were adopted from Johnson *et al.*³⁰ For recent studies, the AMSTAREXBP scale was used.

Tables with characteristics of meta-analyses

Characteristics were extracted for the eligible meta-analyses in duplicate and agreement was assessed between coders. The tables with the overview of the meta-analyses included in the systematic review can be found in the [Supplementary material online, Tables S4–S6](#). These contained the year of publication, the topic of the analysis, sample size, number and types of trials included, sex distribution, frequency, intensity, time and type of the performed exercise, BP change following the intervention. Mean values were extracted from the meta-analysis. If the sample size and female percentage were



reported we calculated the corresponding male percentage. The effects of AT, resistance (DRT and IRT), and combined exercise on BP reduction reported from eligible meta-analyses are discussed in the following three separate sections of this article.

Aerobic exercise

Twenty-one meta-analyses on the effects of regular AT and BP reduction were identified since the year 2000 ([Supplementary material online, Table S4](#)). Seven of these investigated the effects of exercise on BP in patients with hypertension separately^{35–45, 60, 63–70, 72} and only two differentiated between all three BP categories.^{36,37}

The overall effects of AT training across all BP categories were reductions in systolic BP (SBP) of -4.1 and diastolic BP (DBP) of -2.2 mmHg. In persons with normal BP, the mean BP-lowering effects of AT were found to be -2.4/-2.6 mmHg for systolic and DBP, respectively.^{35–39} In individuals with high-normal BP, the mean BP effects of AT were -1.9/-1.7 mmHg.^{35,36} Most strikingly, the BP-lowering effects of AT in patients with hypertension were considerably larger with BP

reductions of -7.6/-4.7 mmHg.^{34–39} Of note, fewer data are available in individuals with high-normal BP (94 RCTs) and hypertension (92 RCTs) compared to normotension (140 RCTs).

A meta-analysis by Cornelissen and Smart in 2013, including 105 AT groups and almost 4000 participants across all BP groups, revealed that regular AT can reduce office SBP, on average, by -3.5 mmHg and DBP by -2.5 mmHg.³⁵ In the analysis, BP reduction varied with BP categories and was most pronounced in patients with hypertension (-8.3/-5.2 mmHg), compared to high-normal BP (-2.1/-1.7 mmHg) and normal BP (-0.8/-1.1 mmHg). Similar results were reported in an older meta-analysis including similar original articles with a lower AMSTAR Score.³⁶ Conceicao et al.³⁴ performed a meta-analysis of four RCTs investigating the effects of dance therapy on BP in patients with hypertension. Only 216 patients were included and the AMSTAR Score was low (47%). They found a BP reduction of -12.0/-3.4 mmHg in these patients. From these meta-analyses, and an additional one in low to middle-income countries including four RCTs,⁴¹ it seems evident that smaller sample sizes tend to have larger effect sizes.

Several other lessons on the effects of AT on BP are seen from this meta-review. Two studies looked at the effects of AT on BP in previously sedentary older individuals.^{42,43} In both meta-analyses, including more than 2000 persons, the age ranged from 65 to 70 years with BP at rest in the high-normal range on average. Taken together, the BP reductions after AT were -3.7/-1.9 mmHg. Therefore, AT in the elderly seems to yield BP reductions of similar magnitude compared to younger individuals. Moreover, the BP-lowering effect of regular AT appears to be evident across White and Asian ethnic groups³⁷ with less evidence for Black ethnicity, and in both men and women.³⁵ In a subgroup meta-analysis of RCTs, the greatest reductions in BP were seen in studies where the exercise intervention was supervised rather than self-directed.^{37,38}

In a recent meta-analysis by Batacan *et al.*⁴⁴ including 25 RCTs, high-intensity interval training (HIIT) with a duration of more than 12 weeks showed significant effects on BP with reductions of -4.6/-2.9 mmHg in patients with overweight and obesity without differentiating across the range of BP categories. The overall BP-lowering effects of HIIT appear to be small, however, no meta-analyses on the BP-lowering effects of HIIT in patients with hypertension are available. Costa *et al.*, without reporting absolute values for exercise-induced BP reductions, compare HIIT with moderate continuous aerobic exercise training in patients with high-normal BP and hypertension.⁴⁵ It was concluded that both exercise modalities induced similar reductions in resting BP in both groups of patients. It remains to be elucidated whether HIIT can be recommended for patients with hypertension at high CV risk. To avoid overtraining and ensure sufficient recovery periods, HIIT should be performed periodically in conjunction with moderate continuous training at lower intensities. No data are currently available on how to perform periodization of HIIT long-term.

In summary, the systematic review of meta-analyses demonstrates the efficacy of AT in lowering BP, with larger mean BP reductions in patients with hypertension (SBP -7.6/DBP -4.7 mmHg) compared to high-normal BP (-1.9/-1.7 mmHg) and individuals with normal BP (-2.4/-2.6 mmHg).

Resistance exercise

Several meta-analyses have examined the effects of chronic DRT and IRT on BP (Supplementary material online, Table S5). Of those qualifying for this review, six meta-analyses investigated the effects of DRT^{35,46–50} and another six looked at the effects of IRT on BP^{35,48,51–54} (Supplementary material online, Table S5).

The BP-lowering effects of DRT (SBP/DBP) were -3.7/-2.7 mmHg across the range of BP categories.^{35,46–50} In individuals with normal BP, DRT reduced BP by -1.8/-3.1 mmHg,^{35,47–49} and in individuals with high-normal BP^{35,47,48} and hypertension^{35,47–49} the BP-lowering effects were -3.9/-3.3 mmHg and -2.6 mmHg-2.1 mmHg, respectively. A recent meta-analysis with a high AMSTAR quality score (89%) including 64 RCTs assessed the efficacy of DRT as a stand-alone anti-hypertensive treatment strategy.⁴⁷ The greatest BP reductions for DRT were seen in patients with hypertension (-5.7/5.2 mmHg), arguably in the range of BP reductions reported for AT in high-quality meta-analyses (AMSTAR Score > 70%), including more than 10 RCTs in patients with hypertension.^{35,37,40}

Several moderators of the SBP response to DRT were defined. A greater number of exercises per session (≥ 8 vs. < 8) was significantly associated with greater SBP reduction. Studies that had a BP-focused primary outcome reported greater BP-lowering effects compared to non-BP-focused outcomes. Most interestingly, non-white individuals had significantly greater BP-lowering effects of DRT compared to whites. In non-whites with hypertension, the BP reductions (-14/-10 mmHg) were considerably higher than the effects previously reported for AT.⁴⁷ Other moderators of the BP-lowering effects of DRT such as age, sex, and exercise volume had significant influence.^{35,48}

The mean BP-lowering effects of IRT independent of the initial BP categories (33 RCTs, mean AMSTAR Score 73%) were -10.0/-5.8 mmHg.^{35,48,51–54} In individuals with normal BP (17 RCTs, 76%), IRT reduced BP by -6.6/3.0 mmHg.^{51,52,55} In patients with hypertension (9 RCTs, 76%) the reduction of BP following IRT was -4.3/-5.0 mmHg.^{51,52,55} There are no meta-analyses available on the effects of IRT in persons with high-normal BP. A meta-analysis by Inder *et al.*⁵¹ was the only study that assessed potential moderators of the BP response to IRT. Older individuals (≥ 45 vs. < 45 years) demonstrated larger reductions in mean arterial BP (MAP: -5.5 vs. -2.7 mmHg) and longer duration (≥ 8 vs. < 8 weeks) induced larger reductions of SBP (-7.3 vs. -3.0 mmHg), independent of weight loss. Isometric resistance training of the arm seemed to induce superior effects on SBP reduction compared to IRT of the leg (-6.9 vs. -4.2 mmHg). The amount of BP reduction reported depends on the number of participants, and meta-analyses that showed greater BP-lowering effects included smaller and fewer RCTs. It needs to be mentioned that the presented data on IRT in normotension and hypertension are based on 27 RCTs, whereas the data on DRT for these BP categories are based on 126 RCTs. More data are available on DRT compared to IRT and, therefore, the effects of IRT may be overestimated. Nonetheless, it is clear, that the BP-lowering effects of IRT are greater in individuals with normal BP compared to patients with hypertension.

In summary, these meta-analyses demonstrate the efficacy of DRT and IRT in lowering BP among adults with hypertension. In individuals with normal BP, moderate evidence suggests greater BP reductions in response to IRT as compared to DRT or even AT.

Combined aerobic and resistance exercise

The overall effects of combined exercise training across all BP categories are reductions of -5.5/-4.1 mmHg^{35,41,56,57,64,71} (Supplementary material online, Table S6). Differentiation according to the individual BP status can be established on the basis of a single meta-analysis.⁵⁶ The meta-analysis by Corso *et al.*⁵⁶ included the largest number of trials and reached the highest AMSTAR quality score (94%) of studies focusing on combined exercise. They found a significant overall reduction of SBP and DBP (-3.2/-2.5 mmHg) after combined exercise training. In individuals with normal BP, BP was reduced by -0.9/-1.5 mmHg, whereas BP was reduced by -2.9/-3.6 mmHg in persons with high-normal BP. In patients with hypertension, BP was reduced by -5.3/-5.6 mmHg. Overall, the quality of the RCTs was moderate and higher quality of studies was associated with greater BP reductions compared to lower quality studies (-3.6/-4.8 mmHg vs. -1.9/

-2.3 mmHg, respectively). Most strikingly, the BP reduction in patients with hypertension in the higher quality studies with BP as the primary outcome were -9.2/-7.7 mmHg, therefore challenging stand-alone AT as the first priority for anti-hypertensive exercise treatment in hypertension.

In summary, combined exercise training seems to be of lesser added value in individuals at risk of developing hypertension. In patients with manifested hypertension, however, combined exercise may be an efficient alternative treatment option, but more RCTs are necessary to determine the BP-lowering effects of combined exercise with BP as the primary outcome in patients with hypertension.

Personalized exercise prescription by blood pressure level

Choice of exercise priority by level of blood pressure

Based on the systematic review of meta-analyses, we developed a table of exercise priorities with exercise recommendations proposed for the type of exercise depending on the initial BP categories (Table 1). The expected range of mean BP reductions as estimates of the available meta-analyses are given for each type of exercise in different BP categories. All meta-analyses which reported findings in the subgroups of BP categories were included. In the following, the proposed exercise priorities based on the initial BP level are compared and discussed in detail. In principle, the available evidence suggests that the magnitude of BP reduction to AT and RT are greater in patients with hypertension compared to individuals with high-normal and normal BP. In the two latter BP categories, RT may be favoured over AT as discussed in detail in the following sections.

Exercise priorities in patients with hypertension

The evidence from our systematic analysis supports AT as first-line exercise therapy in patients with hypertension. The mean expected BP reduction ranged from -4.9 to -12.0 mmHg systolic and -3.4 to -5.8 mmHg diastolic (Table 1). In patients with hypertension, low-to-moderate intensity RT, with equal priority for IRT (range: -4.3 to -6.6 mmHg systolic and -4.5 to -5.5 mmHg diastolic) and DRT (range: +0.5 to -6.9 mmHg systolic and -1.0 to -5.2 mmHg diastolic), can be recommended as part of primary and secondary prevention programs of arterial hypertension as a second line exercise treatment (Table 1). Of note, only looking at high-quality meta-analyses (AMSTAR Score > 70) with more than 10 RCTs included, the BP-lowering effects of DRT⁴⁷ are arguably in the range of those expected for AT.^{35,37,40} For non-white patients with hypertension, DRT needs to be considered as a first-line therapy.⁴⁷ Although examined in a small number of trials only (14 interventions, AMSTAR Score 89%), DRT showed greater BP reductions than any other exercise modality in non-white patients.⁴⁷ A combination of AT with either IRT or DRT can be recommended individually in patients who may additionally benefit from the metabolic adaptations to resistance exercise. It cannot be concluded that combined exercise is principally equal or superior to AT alone with a mean expected BP reduction of -5.3/-5.6 mmHg derived from a single meta-analysis. The efficacy of combined exercise increases with higher initial BP status. In patients with

hypertension, IRT (a total of 9 RCTs only) and DRT (45) as well as combined exercise⁵⁶ may be in the range comparable to stand-alone AT^{35,37,40} (Table 1). However, more high-quality meta-analyses including more RCTs are necessary to confirm whether either exercise modality can challenge AT as the primary exercise therapy in patients with hypertension. The order of the performed combined exercise does not seem to have an effect on the magnitude of BP reduction.⁵⁸ More RCTs are necessary to examine the BP-lowering effects of combined exercise on BP reduction as the primary outcome in patients with hypertension.

Exercise priorities in individuals with high-normal blood pressure

Dynamic RT can be recommended as first-line exercise priority in individuals with high-normal BP (range -1.7 to -4.7 mmHg systolic and -1.7 to 3.8 mmHg diastolic) with slightly greater BP reduction compared to AT (range: -1.7 to -2.1 systolic and -1.7 mmHg diastolic) (Table 1). Isometric RT is likely to elicit similar if not superior BP-lowering effects as DRT, but the level of evidence is low and the available data are scarce. No meta-analysis exists on the BP-lowering effects of IRT in patients with high-normal BP. With respect to combined exercise, a mean BP reduction of -2.9/3.6 mmHg can be expected, slightly lower than the expected range of BP reduction for DRT alone. The BP-lowering effects of combined exercise are slightly higher compared to AT alone. For patients with a combination of CV risk factors it may be preferable to prescribe combined DRT and AT rather than DRT alone. This will have to be addressed in future research.

Exercise priorities in individuals with normal blood pressure

Isometric RT may be recommended as first-line exercise intervention in individuals with normal BP with expected BP-lowering effects in the range of -5.4 to -8.3 mmHg systolic and -1.9 to -3.1 mmHg diastolic (3 meta-analyses, 17 RCTs, mean AMSTAR Score 76%) (Table 1). An indication for IRT in healthy individuals with normal BP may be given, for example, in persons with a family history of hypertension, a history of gestational hypertension, or other reasons for an increased risk of developing hypertension later in life. Individuals at increased risk of developing hypertension can engage in IRT, for example, isometric handgrip or leg extension. IRT is easy to apply and involves minimal time commitment. However, the recommendation for IRT has to be stated with caution as the number of studies is limited and the 95% confidence intervals are large. In principle, patients with obesity or (pre-)diabetes may want to include DRT of larger muscle groups (range: ± 0 to -2.4 systolic and -0.9 to -3.4 diastolic) to benefit from additional metabolic adaptations.

Aerobic training can also be recommended as an effective exercise therapy in individuals with normal BP (range: -0.8 to -4.1 mmHg systolic and -1.1 to -2.9 mmHg diastolic). More high-quality meta-analyses (AMSTAR Score > 70%) including more than 10 RCTs are available for AT in normal BP^{35,37,40,59} as compared to IRT (all meta-analyses less than 10 RCTs, Table 1). Hence, the BP-lowering effects of IRT as compared to AT may be overestimated and both exercise modalities may have similar BP-lowering effects in individuals with normotension.

Table 1 Recommendations for exercise priorities based on range of mean exercise-induced blood pressure reductions in meta-analysis

Hypertension ≥ 140/90 mmHg (no further differentiation) (mmHg)	95% CI or SD	No.	AS (%)	High-normal blood pressure ≥ 130–139/85–89 mmHg (mmHg)	95% CI or SD	No.	AS (%)	Normotension <130/84 mmHg (no further differentiation) (mmHg)	95% CI or SD	No.	AS (%)	
(1) AT				(1) DRT				(1) IRT				
-8.3/-5.2 (36)	-10.7/-6.0; -6.9/-3.4	26	76	-3.0/-3.3 (48)	-5.1/-1.0; -5.3/-1.4	41 ^a	89	-5.4/-2.9 (52)	-6.3/-4.4; -3.6/-2.3	8	83	
-7.4/-5.8 (39)	-10.5/-4.3; -8.0/-3.5	7	24	-4.3/-3.8 (36)	-7.7/-0.9; -5.7/-1.9	13	76	-7.8/-3.1 (53)	-9.2/-6.6; -3.9/-2.3	6	78	
-4.9/-3.7 (38)	-7.2/-2.7; -5.7/-1.8	13	71	-4.7/-3.2 (49)	-7.8/-1.6; -5.0/-1.4	14	67	-8.3/-1.9 (56)	-10.4/-6.3; -4.0/0.2	3	67	
-6.0/-3.4 (41)	-8.6/-3.3; -5.3/-1.6	14	71									
-6.9/-4.9 (37)	-9.1/-4.6; -6.5/-3.3	28	35	(2) and/or AT				(2) and/or AT				
-6/-5 (40)	-8/-3; -7/-3	NA	67	-2.1/-1.7 (36)	-3.3/-0.8; -2.7/-0.7	50	76	-0.8/-1.1 (36)	-2.2/0.7; -2.2/-0.1	26	76	
-12.0/-3.4 (35)	-16.1/-7.9; -4.9/-1.9	4	47	-1.7/-1.7 (37)	-3.1/-0.3; -2.6/-0.8	44	35	-2.6/-1.8 (39)	-3.7/-1.5; -2.6/-1.1	7	24	
(2) and/or IRT				(3) and/or IRT				-4.0/-2.3 (38)	-5.3/-2.8; -3.1/-1.5	29	71	
-4.5/-4.5 (52)	-6.6/2.4; -6.9/-2.0	3	83	No meta-analysis				-3.6/-2.9 (41)	-6.1/-1.2; -4.7/-1.1	17	71	
-4.3/-5.5 (53)	-6.4/-2.2; -7.9/-3.0	3	78					-2.4/-1.6 (37)	-4.2/-0.6; -2.4/-0.7	28	35	
-6.6/-5.5 (56)	-11.7/-1.5; -7.9/-3.0	3	67					-4.1/-1.8 (60)	NA	33	83	
(3) and/or DRT								(3) and/or DRT				
-5.7/-5.2 (48)	-9.0/-2.7; -8.4/-1.9	14 ^a	89					0.0/-0.9 (48)	-2.5/2.5; -2.1/2.2	16 ^a	89	
+0.5/-1.0 (36)	-4.4/5.3; -3.9/1.9	4	76					-0.6/-3.4 (36)	-3.1/2.0; -5.6/-1.2	12	76	
-1.7/-1.1 (49)	-5.5/2.0; -3.1/0.9	4	67					-1.2/-3.2 (49)	-3.5/1.0; -5.4/-0.9	12	67	
Combined exercise				Combined exercise				Combined exercise				
-5.3/-5.6 (57) ^a	NA	11	94	-2.9/-3.6 (57) ^a	NA	61	94	-0.9/-1.5 (57) ^a	NA	3	94	

Exercise priority depending on initial blood pressure level for hypertension, high-normal blood pressure and normotension. AS, AMSTAREXP score of the corresponding meta-analysis; AT, aerobic training; CI, confidence interval; DRT, dynamic resistance training; IRT, isometric resistance training; NA, not available; No, number of studies included in the corresponding meta-analysis; SD, standard deviation. Bold values significance 95% CI.
^aNumber of intervention groups.

In patients with additional CV risk factors, a combination of IRT with AT may be warranted, although BP-lowering effects of combined exercise (mean: -0.9/-1.5 mmHg) are considerably smaller compared to IRT alone. It has to be pointed out that improving exercise capacity (maximum oxygen uptake) reduces CV and all-cause mortality and, therefore, prescription of AT should be recommended in most patients with multiple risk factors and increased CV risk independent of differences in the efficacy to lower BP.

Summary

In summary, AT is recommended in patients with hypertension with expected BP reductions in the range of -4.9 to -12 mmHg systolic and -3.4 to -5.8 mmHg diastolic. In patients with high-normal BP, DRT can be recommended with a BP reduction in the range of -3.0 to -4.7 mmHg systolic and -3.2 to -3.8 mmHg diastolic. In individuals with normal BP but with risk factors for the development of hypertension, IRT may be recommended with an expected BP reduction of -5.4 to -8.3 mmHg systolic and -1.9 to -3.1 mmHg diastolic. However, these findings are based on three meta-analyses with a total number of only 17 RCTs, but with sufficient AMSTAR Scores. Future research and stronger evidence are warranted to elucidate whether IRT can be recommended over AT in individuals with normal BP.

Limitations and research gaps

Some limitations to the systematic review of meta-analyses and consequent recommendations need to be discussed. The vast majority of RCTs in the meta-analyses measured single resting office BP using standardized procedures. Twenty-four hour ambulatory BP monitoring (ABPM) is considered the gold standard measurement, but no meta-analysis on the effects of exercise on ABPM is currently available. The differences in BP-lowering effects between the different modes of exercise may appear small, however, they are in the range of several mmHg and can be considered clinically relevant.²³ Blood pressure-lowering effects of AT in hypertension, for example, are in a range comparable to BP-lowering effects reported for anti-hypertensive drug treatment.⁶⁰ Expected treatment efficacy with DRT or IRT can be expected to be about 3–4 mmHg lower. There is, in principle, less data available on the BP lowering effects of IRT for all BP categories. No meta-analyses exist for the BP-lowering effects of IRT in high-normal BP. Only a single meta-analysis has investigated the effects of combined exercise. No meta-analysis to date has investigated the BP-lowering effects of different exercise modes in resistant hypertension. In order to give more precise exercise prescriptions based on initial BP levels, more high-quality RCT are warranted to address these research gaps in the future. Sufficient data on alternative and complementary types of PA, such as for example Yoga or Tai Chi, are still lacking. Nonetheless, we believe it is time to think about the individualization of exercise prescription and the presented evidence supports this approach. We did not attempt to perform a meta-analysis of meta-analyses since the heterogeneity and the risk of bias between the meta-analyses are considerable. Of course, several RCTs have been included in more than one analysis and older RCTs tend to be included more often. To compare BP-lowering effects of different exercise modes on the basis of BP category we therefore reported the specific ranges of BP changes as estimates (Choice of exercise priority by level of blood pressure

section, [Table 1](#)). This Consensus Document focused on the evidence for personalization of exercise prescription to lower BP. Here, we did not aim to give updated practical recommendations of 'how to perform modes of exercise' such as frequency, intensity, and time (FITT) or describe the mechanisms of exercise-induced BP reduction. A guide to the practical applications of AT, IRT, and DRT can be found in the ACSM guidelines⁶¹ and updated recommendations from an expert panel.¹⁴ In Supplement [Figure S7](#), we translated the findings of [Table 1](#) into a descriptive conclusion figure for use in clinical routine and daily practice ([Supplementary material online, Figure S7](#)). In parallel to this European evidence-based statement on personalized exercise prescription in the prevention and treatment of arterial hypertension, the ACSM and its 2018 Physical Activity Guidelines Advisory Committee have recently updated their statements on exercise and hypertension.^{13,14} Similar research gaps were identified and addressed, but differences in the systematic analysis of the available evidence exist. This Consensus Document had a clear focus on validating the evidence for personalized exercise prescription depending on the initial BP level. In our statement, the meta-analyses varied in sample size and quality of evidence (AMSTAR Score), however, for the recommendations of exercise priorities based on the range of mean exercise-induced BP reductions, we decided to include the evidence from all meta-analyses, listing the number of RCTs and AMSTAR Score for every single meta-analysis ([Table 1](#)).

Conclusions

This consensus paper aimed to provide an evidence-based framework for exercise prescription guided by BP level. There is sufficient evidence from meta-analyses that AT is a useful and effective treatment option to lower BP in patients with hypertension and high-normal BP as well as individuals with normotension. This Consensus Document gives updated evidence for the BP-lowering effects of exercise and is the first to focus on the implementation of personalized exercise prescription. When prescribing exercise, age, sex, ethnicity, and comorbidities as well as individual preferences and available infrastructure have to be taken into account. Most importantly, our systematic review of meta-analyses supports prioritizing the choice of exercise based on the individual initial BP level. Patients with hypertension seem to benefit most from AT, whereas single high-quality meta-analyses each suggest that combined exercise⁵⁶ and DRT⁴⁷ may yield similar potential BP benefits ([Table 1](#) and [Supplementary material online, Figure S7](#)). Of note and as an exception, non-white patients with hypertension seem to benefit more from DRT. Patients with high-normal BP may need to implement DRT, with only a few existing data on alternative exercise types. Individuals with normal BP with some degree of elevated CV disease risk may engage in IRT, even though the BP-lowering effects may currently be overestimated.

Both, AT and RT are therapeutic strategies known to be safe and effective for primary and secondary prevention of hypertension. Despite the unequivocal benefit of exercise in hypertension, it remains significantly underused, in part due to the lack of knowledge, fear, and inertia of physicians. It may be possible to develop the use of exercise as an anti-hypertensive treatment strategy by motivational support to improve adherence, individualization of exercise prescription, and close-meshed guidance by caretakers. From a socio-

economic health perspective, it is a major challenge to develop, promote and implement individually tailored exercise programs for patients with hypertension under consideration of sustainable costs.

Supplementary material

Supplementary material is available at *European Journal of Preventive Cardiology* online.

Conflict of interest: A.C. received honoraria for lectures in symposia and educational activities sponsored by unrestricted grants from Abbott, Berlin-Chemie, Biolab, Boehringer-Ingelheim, Ferrer, Menarini, Merck and Sanofi-Aventis. M.S. reports personal fees from Novartis and Sanofi-Aventis. L.P. is lead author on the American College of Sports Medicine recent Pronouncement.¹⁴ All other authors have nothing to disclose.

References

- Mancia G, Fagard R, Narkiewicz K, et al. 2013 ESH/ESC guidelines for the management of arterial hypertension: the Task Force for the Management of Arterial Hypertension of the European Society of Hypertension (ESH) and of the European Society of Cardiology (ESC). *Eur Heart J* 2013;**34**:2159–2219. The complete author list can be found in the following doi: 10.1093/eurheartj/ehs151
- Yusuf S, Hawken S, Öunpuu S, Dans T, Avezum A, Lanas F, McQueen M, Budaj A, Pais P, Varigos J, Lisheng L. Effect of potentially modifiable risk factors associated with myocardial infarction in 52 countries (the INTERHEART study): case-control study. *Lancet* 2004;**364**:937–952.
- Kearney PM, Whelton M, Reynolds K, Muntner P, Whelton PK, He J. Global burden of hypertension: analysis of worldwide data. *Lancet* 2005;**365**:217–223.
- Pereira MA, Folsom AR, McGovern PG, Carpenter M, Arnett DK, Liao D, Szklo M, Hutchinson RG. Physical activity and incident hypertension in black and white adults: the Atherosclerosis Risk in Communities Study. *Prev Med* 1999;**28**:304–312.
- Liu X, Zhang D, Liu Y, Sun X, Han C, Wang B, Ren Y, Zhou J, Zhao Y, Shi Y, Hu D, Zhang M. Dose-response association between physical activity and incident hypertension: a systematic review and meta-analysis of cohort studies. *Hypertension* 2017;**69**:813–820.
- Holmlund T, Ekblom B, Björjesson M, Andersson G, Wallin P, Ekblom-Bak E. Association between change in cardiorespiratory fitness and incident hypertension in Swedish adults. *Eur J Prev Cardiol* 2020; 10.1177/2047487320942997
- Fang J, Wylie-Rosett J, Alderman MH. Exercise and cardiovascular outcomes by hypertensive status: NHANES I epidemiological follow-up study, 1971–1992. *Am J Hypertens* 2005;**18**:751–758.
- Fossum E, Gleim GW, Kjeldsen SE, Kizer JR, Julius S, Devereux RB, Brady WE, Hille DA, Lyle PA, Dahlöf B. The effect of baseline physical activity on cardiovascular outcomes and new-onset diabetes in patients treated for hypertension and left ventricular hypertrophy: the LIFE study. *J Intern Med* 2007;**262**:439–448.
- Rossi A, Dikareva A, Bacon SL, Daskalopoulou SS. The impact of physical activity on mortality in patients with high blood pressure: a systematic review. *J Hypertens* 2012;**30**:1277–1288.
- Piepoli MF, Hoes AW, Agewall S, Albus C, Brotons C, Catapano AL, Cooney M-T, Corrà U, Cosyns B, Deaton C, Graham I, Hall MS, Hobbs FDR, Løchen M-L, Löllgen H, Marques-Vidal P, Perk J, Prescott E, Redon J, Richter DJ, Sattar N, Smulders Y, Tiberi M, van der Worp HB, Ineke van Dis I, Verschuren WMM, Simone Binno, ESC Scientific Document Group. 2016 European Guidelines on cardiovascular disease prevention in clinical practice: the Sixth Joint Task Force of the European Society of Cardiology and Other Societies on Cardiovascular Disease Prevention in Clinical Practice (constituted by representatives of 10 societies and by invited experts) Developed with the special contribution of the European Association for Cardiovascular Prevention & Rehabilitation (EACPR). *Eur Heart J* 2016;**37**:2315–2381.
- Piepoli MF, Abreu A, Albus C, Ambrosetti M, Brotons C, Catapano AL, Corra U, Cosyns B, Deaton C, Graham I, Hoes A, Løchen M-L, Matrone B, Redon J, Sattar N, Smulders Y, Tiberi M. Update on cardiovascular prevention in clinical practice: a position paper of the European Association of Preventive Cardiology of the European Society of Cardiology. *Eur J Prev Cardiol* 2020;**27**:181–205.
- Brook RD, Appel LJ, Rubenfire M, Ogedegbe G, Bisognano JD, Elliott WJ, Fuchs FD, Hughes JW, Lackland DT, Staffileno BA, Townsend RR, Rajagopalan S. Beyond medications and diet: alternative approaches to lowering blood pressure: a scientific statement from the American Heart Association. *Hypertension* 2013;**61**:1360–1383.
- Pescatello LS. What's new in the ACSM pronouncement on exercise and hypertension?, 2019. <https://www.acsm.org/home/featured-blogs—homepage/acsm-blog/2019/06/11/new-acsm-pronouncement-exercise-hypertension> (3 December 2019).
- Pescatello LS, Buchner DM, Jakicic JM, Powell KE, Kraus WE, Bloodgood B, Campbell WW, Dietz S, Dipietro L, George SM, Macko RF, Mctiernan ANNE, Pate RR, Piercy KL. Physical activity to prevent and treat hypertension: a systematic review. *Med Sci Sports Exercise* 2019;**51**:1314–1323.
- Fagard RH. Exercise therapy in hypertensive cardiovascular disease. *Prog Cardiovasc Dis* 2011;**53**:404–411.
- Garber CE, Blissmer B, Deschenes MR, Franklin BA, Lamonte MJ, Lee I-M, Nieman DC, Swain DP; American College of Sports Medicine. Quantity and quality of exercise for developing and maintaining cardiorespiratory, musculoskeletal, and neuromotor fitness in apparently healthy adults: guidance for prescribing exercise. *Med Sci Sports Exercise* 2011;**43**:1334–1359.
- Pelliccia A, Sharma S, Gati S, Bäck M, Björjesson M, Caselli S, Collet J-P, Corrado D, Drezner JA, Halle M, Hansen D, Heidbuchel H, Myers J, Niebauer J, Papadakis M, Piepoli MF, Prescott E, Roos-Hesselink JW, Graham Stuart A, Taylor RS, Thompson PD, Tiberi M, Vanhees L, Wilhelm M, Guazzi M, La Gerche A, Aboyans V, Adami PE, Bäck J, Baggish A, Basso C, Biffi A, Bucciarelli-Ducci C, Camm AJ, Claessen G, Delgado V, Elliott PM, Galderisi M, Gale CP, Gray B, Haugaa KH, Iung B, Katus HA, Keren A, Leclercq C, Lewis BS, Mont L, Mueller C, Petersen SE, Petronio AS, Roffi M, Savonen K, Serratos L, Shlyakhto E, Simpson IA, Sitges M, Solberg EE, Sousa-Uva M, Van Craenenbroeck E, Van De Heyning C, Wijns W, Gati S, Bäck M, Björjesson M, Caselli S, Collet J-P, Corrado D, Drezner JA, Halle M, Hansen D, Heidbuchel H, Myers J, Niebauer J, Papadakis M, Piepoli MF, Prescott E, Roos-Hesselink JW, Stuart AG, Taylor RS, Thompson PD, Tiberi M, Vanhees L, Wilhelm M; ESC Scientific Document Group. 2020 ESC Guidelines on sports cardiology and exercise in patients with cardiovascular disease. *Eur Heart J* 2020; doi: 10.1093/eurheartj/ehaa605.
- Noone C, Leahy J, Morrissey EC, Newell J, Newell M, Dwyer CP, Murphy J, Doyle F, Murphy AW, Molloy GJ. Comparative efficacy of exercise and anti-hypertensive pharmacological interventions in reducing blood pressure in people with hypertension: a network meta-analysis. *Eur J Prev Cardiol* 2020;**27**:247–255.
- Conroy RM, Pyorala K, Fitzgerald AP, et al. Estimation of ten-year risk of fatal cardiovascular disease in Europe: the SCORE project. *Eur Heart J* 2003;**24**:987–1003. The complete author list can be found under the following doi: 10.1016/s0195-668x(03)00114-3
- Group SR, Wright JT Jr, Williamson JD, et al. A randomized trial of intensive versus standard blood-pressure control. *N Engl J Med* 2015;**373**:2103–2116. The complete list of authors can be found under the following doi: 10.056/NEJMoa1511939
- Whelton PK, Carey RM, Aronow WS, Casey DE, Collins KJ, Dennison Himmelfarb C, DePalma SM, Gidding S, Jamerson KA, Jones DW, MacLaughlin EJ, Muntner P, Ovbigele B, Smith SC, Spencer CC, Stafford RS, Taler SJ, Thomas RJ, Williams KA, Williamson JD, Wright JT. 2017 ACC/AHA/AAPA/ABC/ACPM/AGS/APhA/ASH/ASPC/NMA/PCNA Guideline for the prevention, detection, evaluation, and management of high blood pressure in adults: a report of the American College of Cardiology/American Heart Association Task Force on Clinical Practice Guidelines. *J Am Coll Cardiol* 2018;**71**:e127–e248.
- Thomopoulos C, Parati G, Zanchetti A. Effects of blood pressure lowering on outcome incidence in hypertension: 7. Effects of more vs. less intensive blood pressure lowering and different achieved blood pressure levels - updated overview and meta-analyses of randomized trials. *J Hypertens* 2016;**34**:613–622.
- Ettehad D, Emdin CA, Kiran A, Anderson SG, Callender T, Emberson J, Chalmers J, Rodgers A, Rahimi K. Blood pressure lowering for prevention of cardiovascular disease and death: a systematic review and meta-analysis. *Lancet* 2016;**387**:957–967.
- Thomopoulos C, Parati G, Zanchetti A. Effects of blood-pressure-lowering treatment on outcome incidence in hypertension: 10 - Should blood pressure management differ in hypertensive patients with and without diabetes mellitus? Overview and meta-analyses of randomized trials. *J Hypertens* 2017;**35**:922–944.
- Beckett NS, Peters R, Fletcher AE, Staessen GA, Linder L, Dumitrascu D, Stoyanovsky V, Antikainen RL, Nikitin Y, Anderson C, Belhani A, Forette F, Rajkumar C, Thijs L, Banya W, Wulpitt CJ. Treatment of hypertension in patients 80 years of age or older. *N Engl J Med* 2008;**358**:1887–1898.
- Sundström J, Arima H, Jackson R, Turnbull F, Rahimi K, Chalmers J, Woodward M, Neal B. Effects of blood pressure reduction in mild hypertension: a systematic review and meta-analysis. *Ann Intern Med* 2015;**162**:184–191.
- Thomopoulos C, Parati G, Zanchetti A. Effects of blood pressure lowering on outcome incidence in hypertension: 2. Effects at different baseline and achieved blood pressure levels—overview and meta-analyses of randomized trials. *J Hypertens* 2014;**32**:2296–2304.

28. Lonn EM, Bosch J, López-Jaramillo P, Zhu J, Liu L, Pais P, Diaz R, Xavier D, Sliwa K, Yusuf A, Avezum A, Piegas LS, Keltai K, Keltai M, Chazova I, Peters RJG, Held C, D'Antonio K, Lewis BS, Jansky P, Parkhomenko A, Khunti K, Toff WVD, Reid CM, Varigos J, Leiter LA, Molina DI, McKelvie R, Pogue J, Wilkinson J, Jung H, Dagenais G, Yusuf S. Blood-pressure lowering in intermediate-risk persons without cardiovascular disease. *N Engl J Med* 2016;**374**:2009–2020.
29. Williams B, Mancia G, Spiering W, Agabiti Rosei E, Azizi M, Burnier M, Clement DL, Coca A, de Simone G, Dominiczak A, Kahan T, Mahfoud F, Redon J, Ruijlope L, Zanchetti A, Kerins M, Kjeldsen SE, Kreutz R, Laurent S, Lip GYH, McManus R, Narkiewicz K, Ruschitzka F, Schmieder RE, Shlyakhto E, Tsioufis C, Aboyans V, Desormais I, De Backer G, Heagerty AM, Agewall S, Bochud M, Borghi C, Boutouyrie P, Brguljan J, Bueno H, Caiani EG, Carlberg B, Chapman N, Cifková R, Cleland JGF, Collet J-P, Coman IM, de Leeuw PW, Delgado V, Dendale P, Diener H-C, Dorobantu M, Fagard R, Farsang C, Ferrini M, Graham IM, Grassi G, Haller H, Hobbs FDR, Jelakovic B, Jennings C, Katus HA, Kroon AA, Leclercq C, Lovic D, Lurbe E, Manolis AJ, McDonagh TA, Messerli F, Muesan ML, Nixdorff U, Olsen MH, Parati G, Perk J, Piepoli MF, Polonia J, Ponikowski P, Richter DJ, Rimoldi SF, Roffi M, Sattar N, Sattar N, Simpson IA, Sousa-Uva M, Stanton AV, van de Borne P, Vardas P, Volpe M, Wassmann S, Windecker S, Zamorano JL, Windecker S, Aboyans V, Agewall S, Barbato E, Bueno H, Coca A, Collet J-P, Coman IM, Dean V, Delgado V, Fitzsimons D, Gaemperli O, Hindricks G, Iung B, Jüni P, Katus HA, Knuuti J, Lancellotti P, Leclercq C, McDonagh TA, Piepoli MF, Ponikowski P, Richter DJ, Roffi M, Shlyakhto E, Simpson IA, Sousa-Uva M, Zamorano JL, Tsioufis C, Lurbe E, Kreutz R, Bochud M, Rosei EA, Jelakovic B, Azizi M, Januszewicz A, Kahan T, Polonia J, van de Borne P, Williams B, Borghi C, Mancia G, Parati G, Clement DL, Coca A, Manolis A, Lovic D, Benkhedda S, Zelveian P, Siostrozzonek P, Najafov R, Pavlova O, De Pauw M, Dizdarevic-Hudic L, Raev D, Karpettas N, Linhart A, Olsen MH, Shaker AF, Viigimaa M, Metsärinne K, Vavlukis M, Halimi J-M, Pagava Z, Schunkert H, Thomopoulos C, Páll D, Andersen K, Shechter M, Mercurio G, Bajraktari G, Romanova T, Truškinskis K, Saade GA, Sakalyte G, Noppe S, DeMarco DC, Caraus A, Wittekoek J, Aksnes TA, Jankowski P, Polonia J, Vinereanu D, Baranova EI, Foscoli M, Dikic AD, Filipova S, Fras Z, Bertomeu-Martínez V, Carlberg B, Burkard T, Sdiri W, Aydogdu S, Sirenko Y, Brady A, Weber T, Lazareva I, Backer TD, Sokolovic S, Jelakovic B, Widimsky J, Viigimaa M, Pörsti I, Denolle T, Krämer BK, Stergiou GS, Parati G, Truškinskis K, Miglinas M, Gerds E, Tykarski A, de Carvalho Rodrigues M, Dorobantu M, Chazova I, Lovic D, Filipova S, Brguljan J, Segura J, Gottsäter A, Pechère-Bertschi A, Erdine S, Sirenko Y, Brady A, ESC Scientific Document Group. 2018 ESC/ESH Guidelines for the management of arterial hypertension. *Eur Heart J* 2018;**39**:3021–3104.
30. Johnson BT, MacDonald HV, Bruneau ML, Goldsby TU, Brown JC, Huedo-Medina TB, Pescatello LS Jr. Methodological quality of meta-analyses on the blood pressure response to exercise: a review. *J Hypertens* 2014;**32**:706–723.
31. Moher D, Liberati A, Tetzlaff J, Altman DG, The PRISMA Group. Preferred reporting items for systematic reviews and meta-analyses: the PRISMA statement. *PLoS Med* 2009;**6**:e1000097.
32. Shea BJ, Grimshaw JM, Wells GA, Boers M, Andersson N, Hamel C, Porter AC, Tugwell P, Moher D, Bouter LM. Development of AMSTAR: a measurement tool to assess the methodological quality of systematic reviews. *BMC Med Res Methodol* 2007;**7**:10.
33. Shea BJ, Hamel C, Wells GA, Bouter LM, Kristjansson E, Grimshaw J, Henry DA, Boers M. AMSTAR is a reliable and valid measurement tool to assess the methodological quality of systematic reviews. *J Clin Epidemiol* 2009;**62**:1013–1020.
34. Conceição LSR, Neto MG, do Amaral MAS, Martins-Filho PRS, Carvalho VO. Effect of dance therapy on blood pressure and exercise capacity of individuals with hypertension: a systematic review and meta-analysis. *Int J Cardiol* 2016;**220**:553–557.
35. Cornelissen VA, Smart NA. Exercise training for blood pressure: a systematic review and meta-analysis. *J Am Heart Assoc* 2013;**2**:e004473. doi: 10.1161/jaha.112.004473.
36. Cornelissen VA, Fagard RH. Effects of endurance training on blood pressure, blood pressure-regulating mechanisms, and cardiovascular risk factors. *Hypertension* 2005;**46**:667–675.
37. Whelton SP, Chin A, Xin X, He J. Effect of aerobic exercise on blood pressure: a meta-analysis of randomized, controlled trials. *Ann Intern Med* 2002;**136**:493–503.
38. Fagard RH. Exercise characteristics and the blood pressure response to dynamic physical training. *Med Sci Sports Exercise* 2001;**33**:S484–492. discussion S493–484.28.
39. Kelley GA, Kelley KA, Tran ZV. Aerobic exercise and resting blood pressure: a meta-analytic review of randomized, controlled trials. *Prev Cardiol* 2001;**4**:73–80.
40. Igarashi Y, Akazawa N, Maeda S. Regular aerobic exercise and blood pressure in East Asians: a meta-analysis of randomized controlled trials. *Clin Exp Hypertens* 2018;**40**:378–389.
41. Baena CP, Olandoski M, Younge JO, Buitrago-Lopez A, Darweesh SKL, Campos N, Sedaghat S, Sajjad A, van Herpt TTW, Freak-Poli R, van den Hooven E, Felix JF, Faria-Neto JR, Chowdhury R, Franco OH. Effects of lifestyle-related interventions on blood pressure in low and middle-income countries: systematic review and meta-analysis. *J Hypertens* 2014;**32**:961–973.
42. Huang G, Shi X, Gibson CA, Huang SC, Coudret NA, Ehlman MC. Controlled aerobic exercise training reduces resting blood pressure in sedentary older adults. *Blood Pressure* 2013;**22**:386–394.
43. Kelley GA, Kelley KS. Aerobic exercise and resting blood pressure in older adults: a meta-analytic review of randomized controlled trials. *J Gerontol A* 2001;**56**:M298–303.
44. Batacan RB, Duncan MJ, Dalbo VJ, Tucker PS, Fenning AS. Effects of high-intensity interval training on cardiometabolic health: a systematic review and meta-analysis of intervention studies. *Br J Sports Med* 2017;**51**:494–503.
45. Costa EC, Hay JL, Kehler DS, Borekies KF, Arora RC, Umpierre D, Szwajcer A, Duhamel TA. Effects of high-intensity interval training versus moderate-intensity continuous training on blood pressure in adults with pre- to established hypertension: a systematic review and meta-analysis of randomized trials. *Sports Med* 2018;**48**:2127–2142.
46. de Sousa EC, Abraham O, Ferreira ALL, Rodrigues RP, Alves EAC, Vieira RP. Resistance training alone reduces systolic and diastolic blood pressure in prehypertensive and hypertensive individuals: meta-analysis. *Hypertens Res* 2017;**40**:927–931.
47. MacDonald HV, Johnson BT, Huedo-Medina TB, Livingston J, Forsyth KC, Kraemer WJ, Farinatti PTV, Pescatello LS. Dynamic resistance training as stand-alone antihypertensive lifestyle therapy: a meta-analysis. *J Am Heart Assoc* 2016;**5**:e003231. doi: 10.1161/JAHA.116.003231.
48. Cornelissen VA, Fagard RH, Coeckelberghs E, Vanhees L. Impact of resistance training on blood pressure and other cardiovascular risk factors: a meta-analysis of randomized, controlled trials. *Hypertension* 2011;**58**:950–958.
49. Cornelissen VA, Fagard RH. Effect of resistance training on resting blood pressure: a meta-analysis of randomized controlled trials. *J Hypertens* 2005;**23**:251–259.
50. Kelley GA, Kelley KS. Progressive resistance exercise and resting blood pressure: a meta-analysis of randomized controlled trials. *Hypertension* 2000;**35**:838–843.
51. Inder JD, Carlson DJ, Dieberg G, McFarlane JR, Hess NC, Smart NA. Isometric exercise training for blood pressure management: a systematic review and meta-analysis to optimize benefit. *Hypertens Res* 2016;**39**:88–94.
52. Carlson DJ, Dieberg G, Hess NC, Millar PJ, Smart NA. Isometric exercise training for blood pressure management: a systematic review and meta-analysis. *Mayo Clin Proc* 2014;**89**:327–334.
53. Kelley GA, Kelley KS. Isometric handgrip exercise and resting blood pressure: a meta-analysis of randomized controlled trials. *J Hypertens* 2010;**28**:411–418.
54. Owen A, Wiles J, Swaine I. Effect of isometric exercise on resting blood pressure: a meta-analysis. *J Hum Hypertens* 2010;**24**:796–800.
55. Jin YZ, Yan S, Yuan WX. Effect of isometric handgrip training on resting blood pressure in adults: a meta-analysis of randomized controlled trials. *J Sports Med Phys Fitness* 2017;**57**:154–160.
56. Corso LML, Macdonald HV, Johnson BT, Farinatti P, Livingston JLL, Zaleski AL, Blanchard ADAM, Pescatello LS. Is concurrent training efficacious antihypertensive therapy? A meta-analysis. *Med Sci Sports Exercise* 2016;**48**:2398–2406.
57. Goessler K, Polito M, Cornelissen VA. Effect of exercise training on the renin-angiotensin-aldosterone system in healthy individuals: a systematic review and meta-analysis. *Hypertens Res* 2016;**39**:119–126.
58. Meneses AL, Forjaz CL, de Lima PF. Influence of endurance and resistance exercise order on the postexercise hemodynamic responses in hypertensive women. *J Strength Cond Res* 2015;**29**:612–618.
59. Oja P, Kelly P, Murtagh EM, Murphy MH, Foster C, Titze S. Effects of frequency, intensity, duration and volume of walking interventions on CVD risk factors: a systematic review and meta-regression analysis of randomised controlled trials among inactive healthy adults. *Br J Sports Med* 2018;**52**:769–775.
60. Zanchetti A, Thomopoulos C, Parati G. Randomized controlled trials of blood pressure lowering in hypertension: a critical reappraisal. *Circ Res* 2015;**116**:1058–1073.
61. . . . *ACSM's Guidelines for Exercise Testing and Prescription*. 10th ed. Baltimore: Lippincott Williams & Wilkins; 2018.
62. Zhang Y, Xu L, Zhang X, Yao Y, Sun Y, Qi L. Effects of different durations of aerobic exercise on the cardiovascular health in untrained women: a meta-analysis and meta-regression. *The American College of Sports Medicine*.
63. Herrod PJJ, Doleman B, Blackwell JEM, O'Boyle F, Williams JP, Lund JN, Phillips BE. Exercise and other nonpharmacological strategies to reduce blood pressure in older adults: a systematic review and meta-analysis. *J Am Soc Hypertens* 2018;**12**:248–267.
64. Wen H, Wang L. Reducing effect of aerobic exercise on blood pressure of essential hypertensive patients: a meta-analysis. *BioMed Res Int* 2017;**96**:e6150.
65. Hanson S, Jones A. Is there evidence that walking groups have health benefits? A systematic review and meta-analysis. *Br J Sports Med* 2015;**49**:710–715.
66. Murtagh EM, Nichols L, Mohammed MA, Holder R, Nevill AM, Murphy MH. The effect of walking on risk factors for cardiovascular disease: an updated

- systematic review and meta-analysis of randomised control trials. *Prev Med* 2015;**72**:34–43.
67. Cornelissen VA, Buys R, Smart NA. Endurance exercise beneficially affects ambulatory blood pressure: a systematic review and meta-analysis. *J Hypertens* 2013; **31**:639–648.
68. Thorogood A, Mottillo S, Shimony A, Filion KB, Joseph L, Genest J, Pilote L, Poirier P, Schiffrin EL, Eisenberg MJ. Isolated aerobic exercise and weight loss: a systematic review and meta-analysis of randomized controlled trials. *Am J Med* 2011;**124**:747–755.
69. Murphy MH, Nevill AM, Murtagh EM, Holder RL. The effect of walking on fitness, fatness and resting blood pressure: a meta-analysis of randomised, controlled trials. *Prev Med* 2007;**44**:377–385.
70. Dickinson HO, Mason JM, Nicolson DJ, Campbell F, Beyer FR, Cook JV, Williams B, Ford GA. Lifestyle interventions to reduce raised blood pressure: a systematic review of randomized controlled trials. *J Hypertens* 2006;**24**:215–233.
71. Kelley GA, Kelley KS, Tran ZV. Walking and resting blood pressure in adults: a meta-analysis. *Prev Med* 2001;**33**:120–127.